





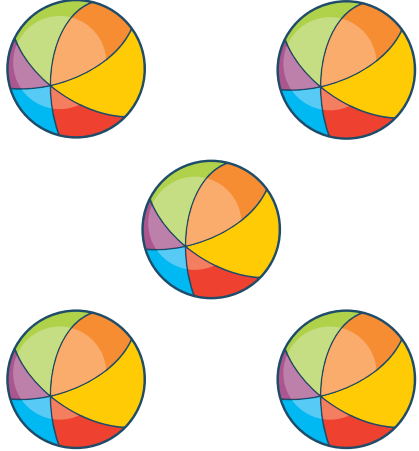

Atividades de Revisão com Numerais



NOME:

CONTANDO FIGURAS





CONTE OS ELEMENTOS E PINTE O NUMERAL CORRESPONDENTE:

	<p>3</p> <p>4</p> <p>5</p>		<p>6</p> <p>7</p> <p>8</p>
	<p>4</p> <p>5</p> <p>6</p>		<p>7</p> <p>8</p> <p>9</p>
	<p>5</p> <p>6</p> <p>7</p>		<p>8</p> <p>9</p> <p>10</p>

NOME:

TRAÇANDO NUMERAIS




CUBRA OS PONTILHADOS COM CAPRICO:



NOME:

CONTANDO E LIGANDO

CONTE OS ELEMENTOS E LIGUE AO NUMERAL CORRESPONDENTE:



1

2

3

4

5

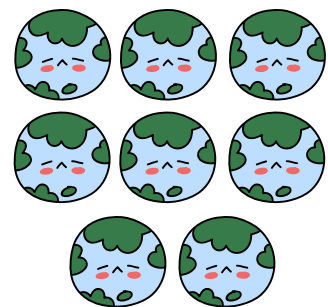


6

7

8

9

10



NOME:

PINTANDO NÚMEROS

PINTE OS NUMERAIS DE ACORDO COM A COR DA LEGENDA:


0

1

2

3

4



NOME:

PINTANDO NÚMEROS

PINTE OS NUMERAIS DE ACORDO COM A COR DA LEGENDA:


5

6

7

8

9



NOME:

SEQUÊNCIA NUMÉRICA









RECORTE AS IMAGENS E COLE NA SEQUÊNCIA CORRETA:



NOME:

TRAÇANDO



CUBRA OS PONTILHADOS COM CAPRICHOS:



NOME:

CONTANDO

CONTE OS ELEMENTOS E ESCREVA O NUMERAL CORRESPONDENTE:



NOME:

CONTANDO





CONTE OS ELEMENTOS E ESCREVA O NUMERAL CORRESPONDENTE:



NOME:

CONTANDO





CONTE OS ELEMENTOS E ESCREVA O NUMERAL CORRESPONDENTE:

NOME:

CONTANDO

CONTE OS ELEMENTOS E ESCREVA O NUMERAL CORRESPONDENTE:

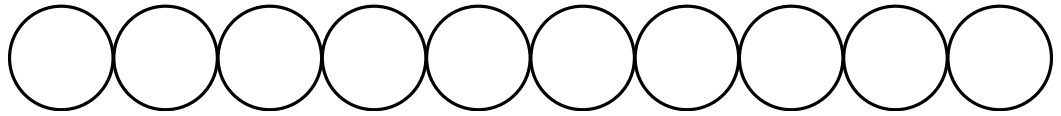
	
	
	
	

NOME:

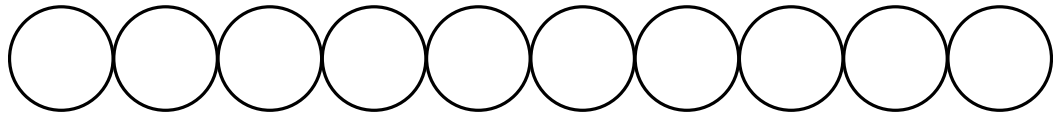
CONTE E PINTE

PINTE AS QUANTIDADES INDICADAS:

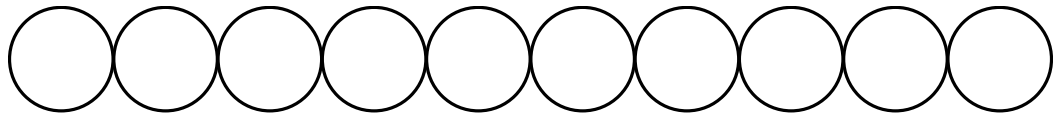
3



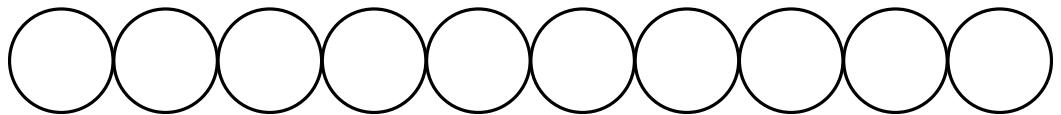
8



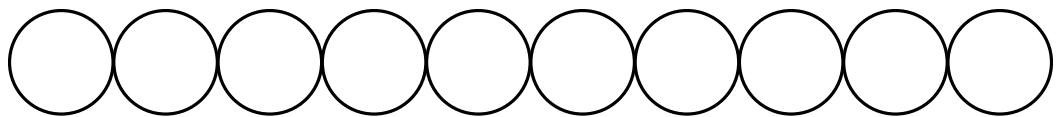
2



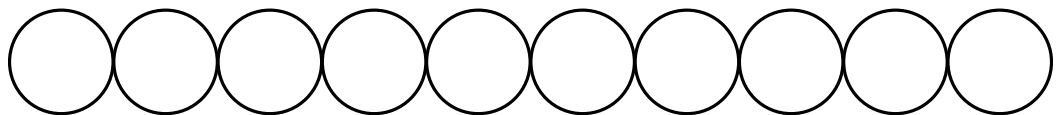
5



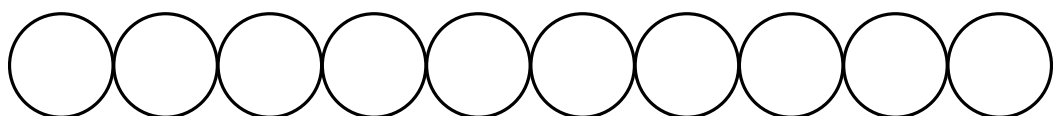
1



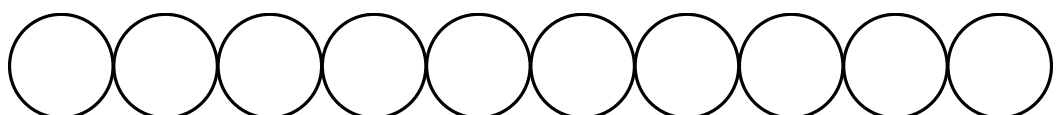
10



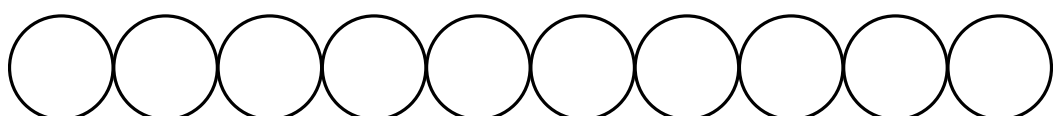
4



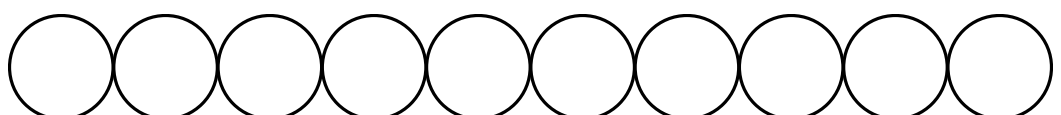
7



9










6



NOME:

QUANTOS TEM?

CONTE E ESCREVA O NUMERAL CORRESPONDENTE:



NOME:

FAZENDINHA


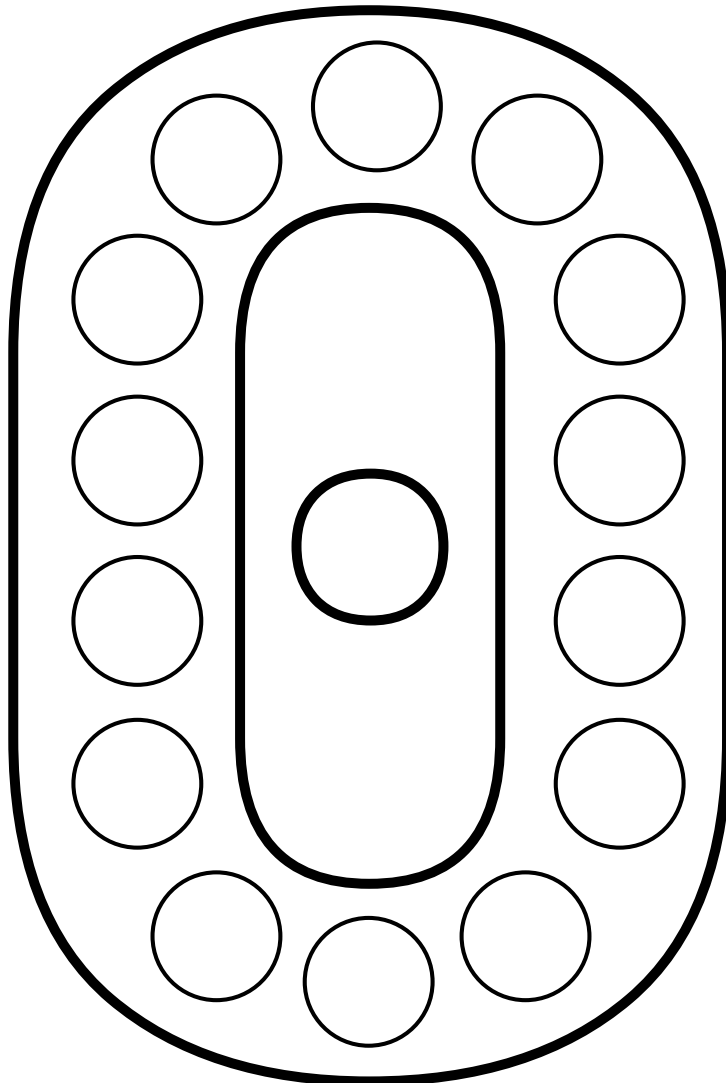

CONTE OS ELEMENTOS E ESCREVA O NUMERAL CORRESPONDENTE:



NOME:

CONTANDO

CUBRA OS PONTILHADOS COM CAPRICHOS E PINTE A QUANTIDADE DE BOLINHAS INDICADA:


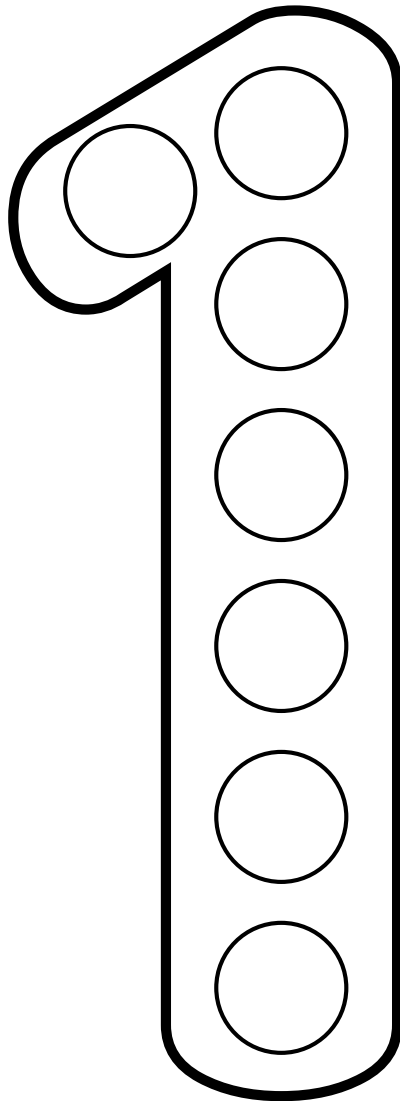



ZERO

NOME:

CONTANDO

CUBRA OS PONTILHADOS COM CAPRICHOS E PINTE A QUANTIDADE DE BOLINHAS INDICADA:


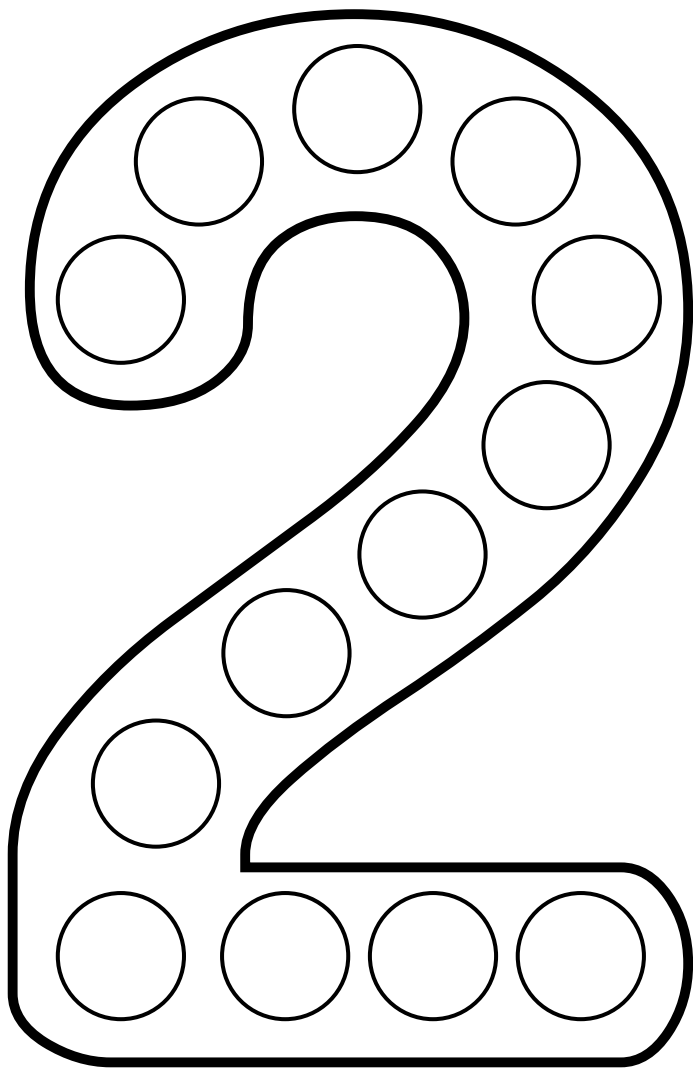



UM

NOME:

CONTANDO

CUBRA OS PONTILHADOS COM CAPRICHOS E PINTE A QUANTIDADE DE BOLINHAS INDICADA:


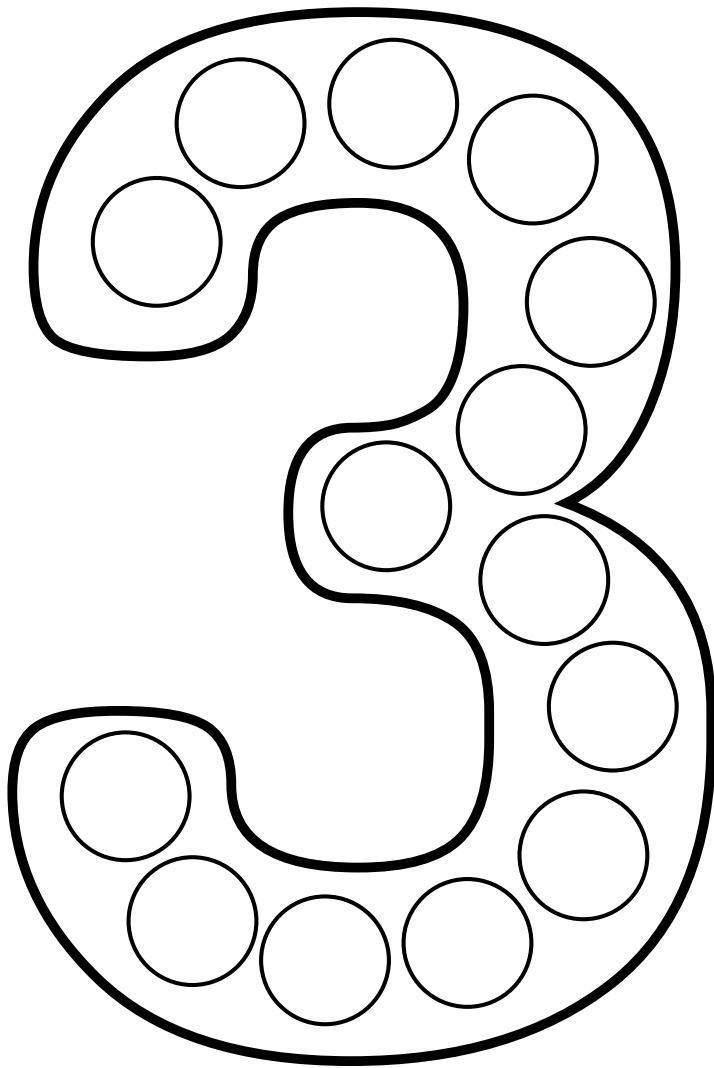



DOIS

NOME:

CONTANDO

CUBRA OS PONTILHADOS COM CAPRICHOS E PINTE A QUANTIDADE DE BOLINHAS INDICADA:


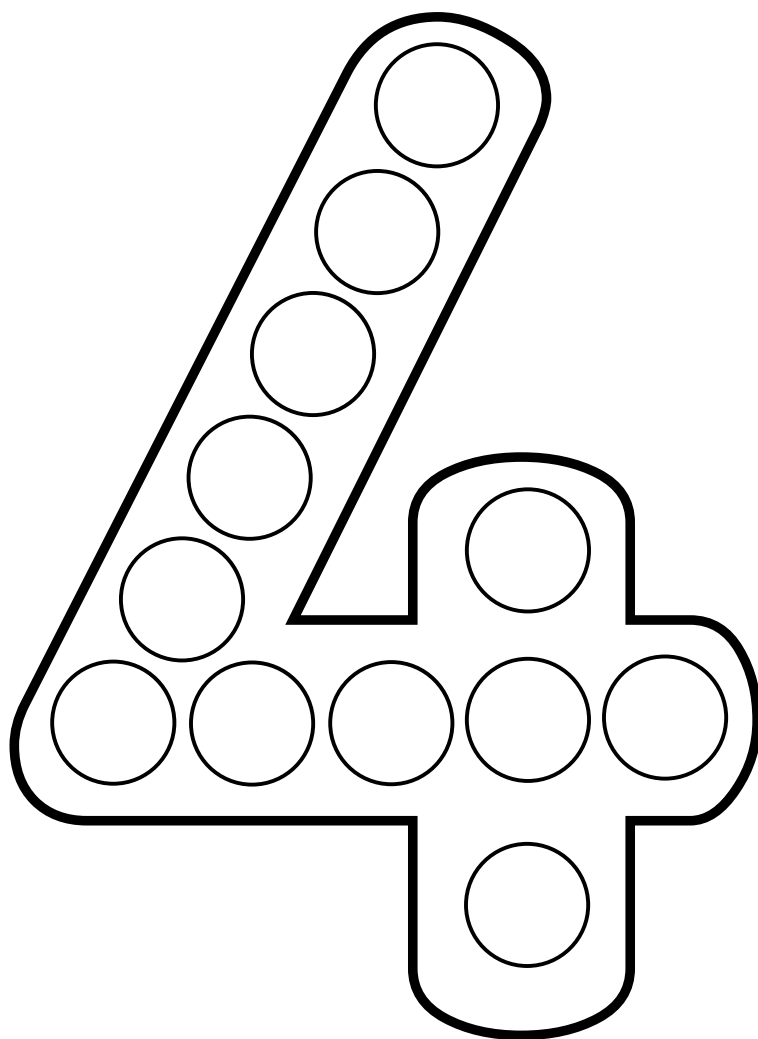



TRÊS

NOME:

CONTANDO

CUBRA OS PONTILHADOS COM CAPRICHOS E PINTE A QUANTIDADE DE BOLINHAS INDICADA:


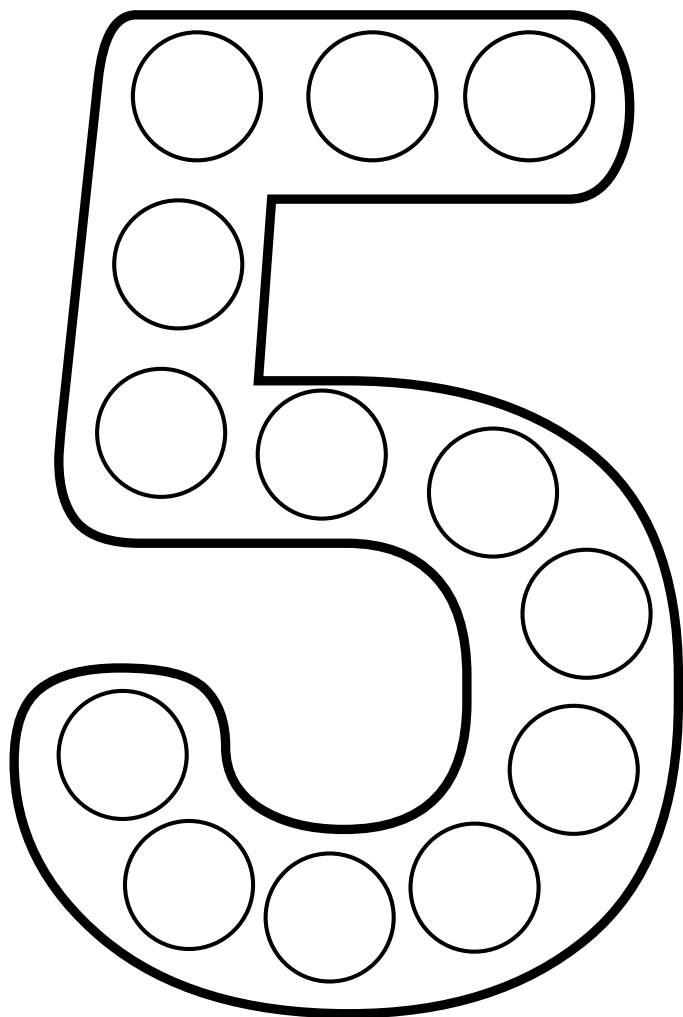



QUATRO

NOME:

CONTANDO

CUBRA OS PONTILHADOS COM CAPRICHOS E PINTE A QUANTIDADE DE BOLINHAS INDICADA:


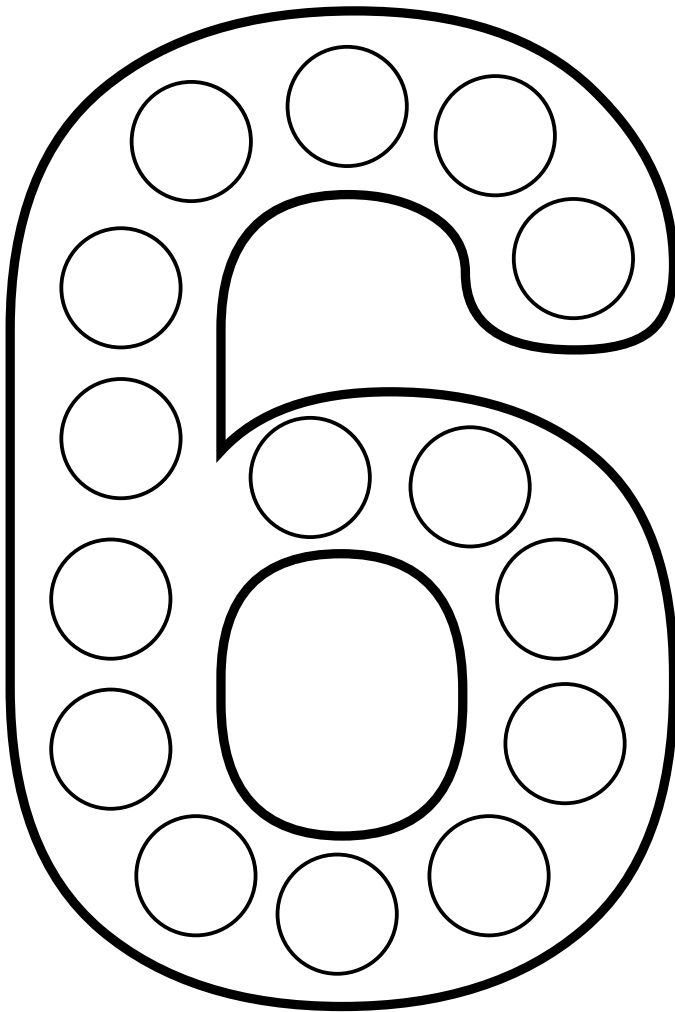



CINCO

NOME:

CONTANDO

CUBRA OS PONTILHADOS COM CAPRICHOS E PINTE A QUANTIDADE DE BOLINHAS INDICADA:


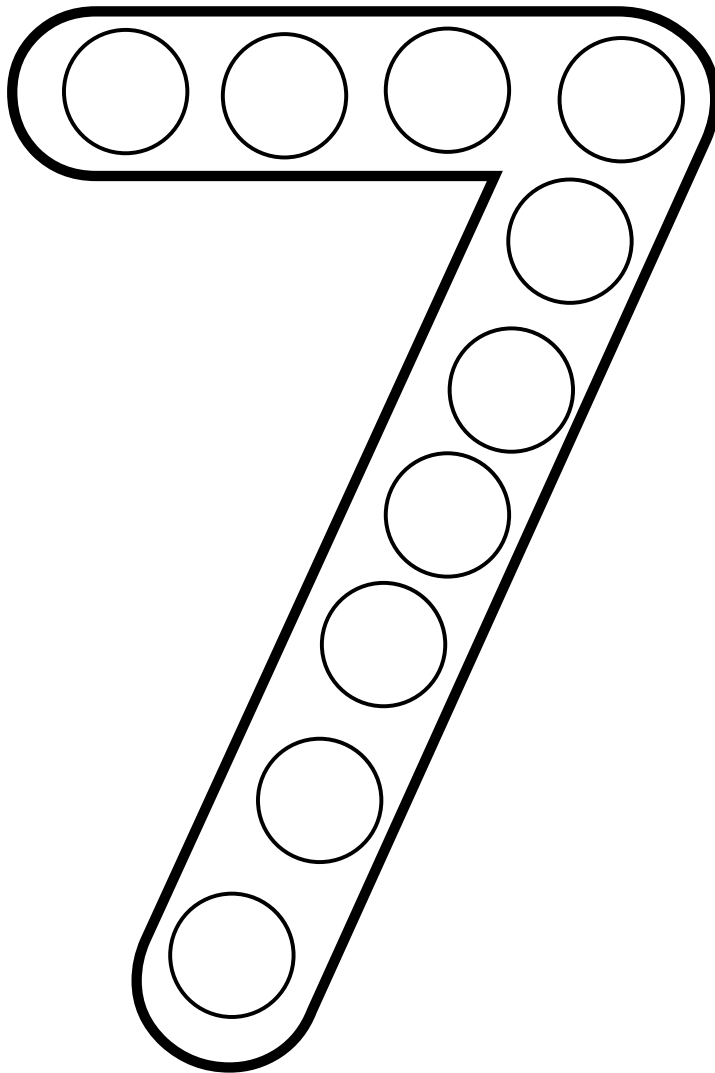



SEIS

NOME:

CONTANDO

CUBRA OS PONTILHADOS COM CAPRICHOS E PINTE A QUANTIDADE DE BOLINHAS INDICADA:


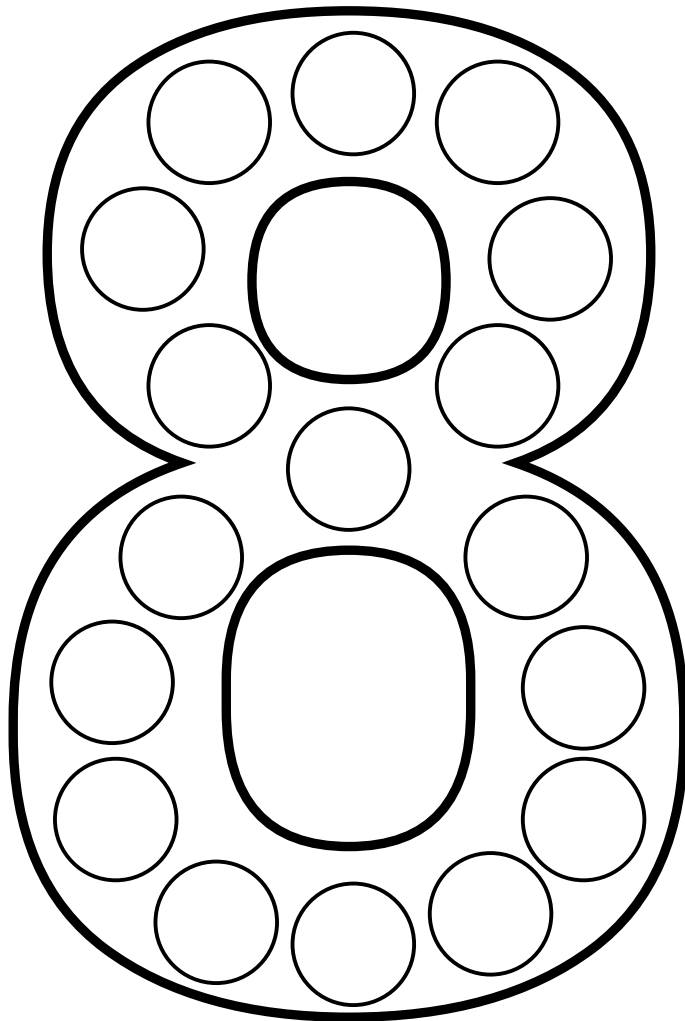



SETE

NOME:

CONTANDO

CUBRA OS PONTILHADOS COM CAPRICHOS E PINTE A QUANTIDADE DE BOLINHAS INDICADA:


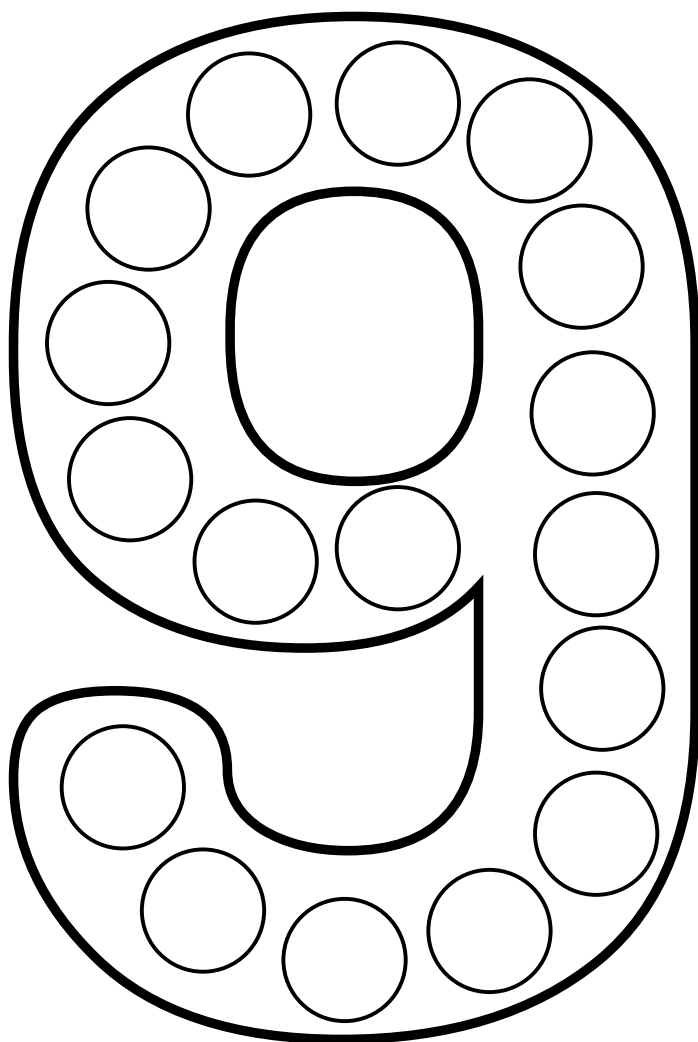



OITO

NOME:

CONTANDO

CUBRA OS PONTILHADOS COM CAPRICHOS E PINTE A QUANTIDADE DE BOLINHAS INDICADA:



NOVE

NOME:

TRAÇANDO



FAÇA O TRAÇADO DOS NUMERAIS CORRETAMENTE:

1	1	1	1	1
2	2	2	2	2
3	3	3	3	3
4	4	4	4	4
5	5	5	5	5

NOME:

TRABALHANDO COM GRÁFICO

CONTE AS FIGURAS E PINTE A QUANTIDADE DE QUADRADINHOS CORRESPONDENTE:





NOME:

CONTANDO


CONTE OS ELEMENTOS E ASSINALE O NUMERAL CORRESPONDENTE:




9 7 5



6 9 3



5 9 4

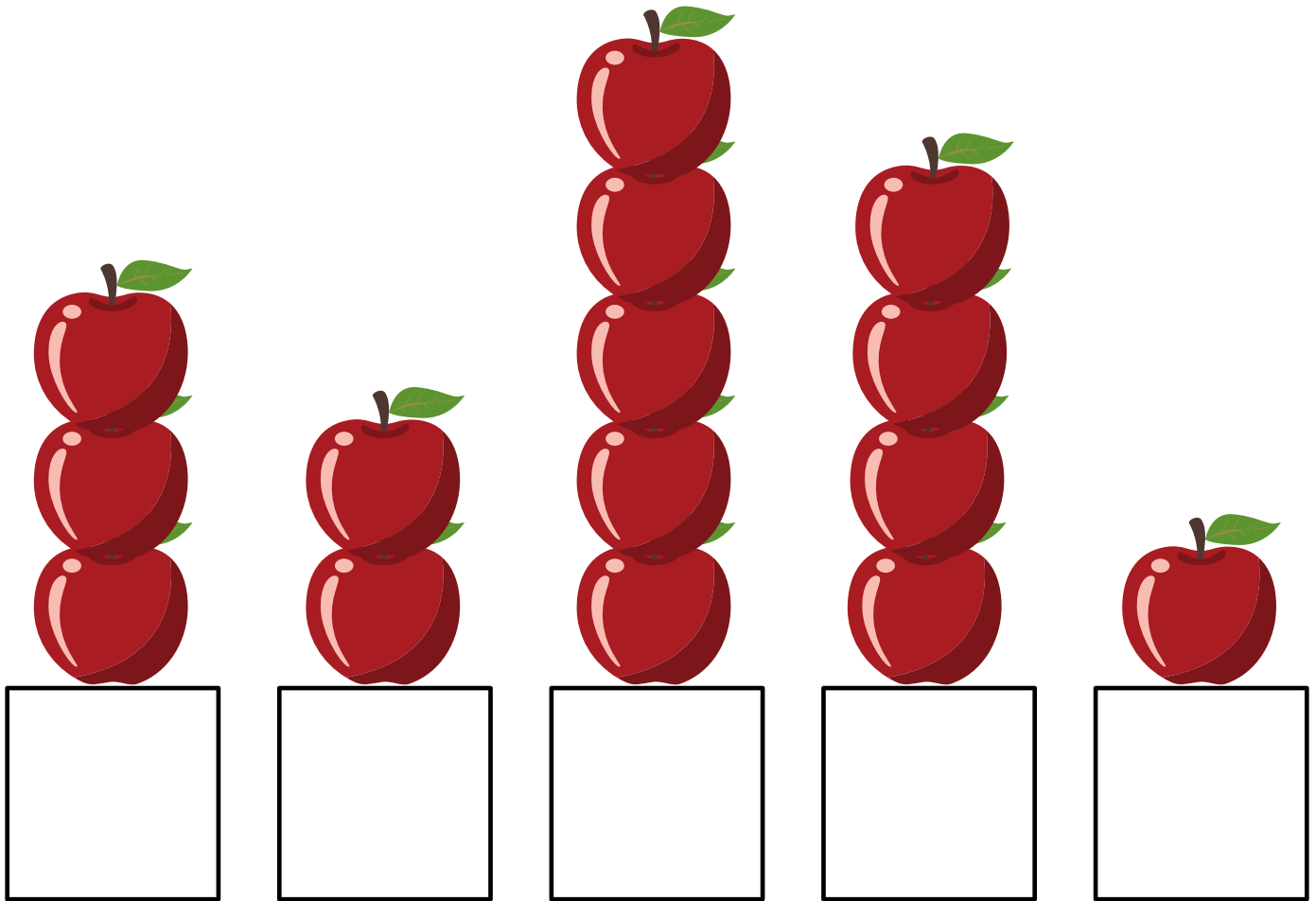


7 9 8

NOME:

CONTANDO MAÇÃS



CONTE AS MAÇÃS, RECORTE E COLE O
NUMERAL CORRESPONDENTE:



NOME:

CONTANDO FIGURAS




CONTE OS ELEMENTOS DE CADA CONJUNTO E ESCREVA O NUMERAL CORRESPONDENTE:



NOME:

CONTANDO FIGURAS




CONTE OS ELEMENTOS DE CADA CONJUNTO E ESCREVA O NUMERAL CORRESPONDENTE:



NOME:

CONTANDO FIGURAS


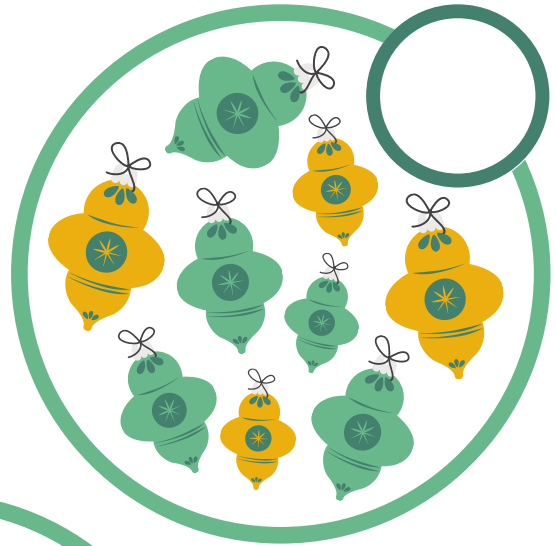
CONTE OS ELEMENTOS DE CADA CONJUNTO E ESCREVA O NUMERAL CORRESPONDENTE:



NOME:

CONTANDO FIGURAS




CONTE OS ELEMENTOS DE CADA CONJUNTO E ESCREVA O NUMERAL CORRESPONDENTE:



NOME:

CONTANDO DOCES




CONTE OS ELEMENTOS DE CADA CONJUNTO E ESCREVA O NUMERAL CORRESPONDENTE:



NOME:

CONTANDO ANIMAIS


CONTE OS ELEMENTOS DE CADA CONJUNTO E ESCREVA O NUMERAL CORRESPONDENTE:



NOME:

CONTE E MARQUE


CONTE OS ELEMENTOS DE CADA CONJUNTO E ASSINALE O NUMERAL CORRESPONDENTE:



1

2

3



3

2


4



4

5

3



3

5


6



2

1

4



2


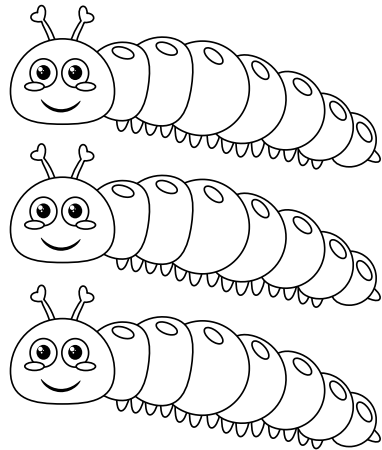
5

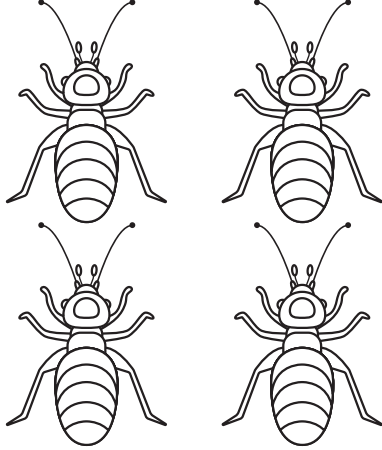
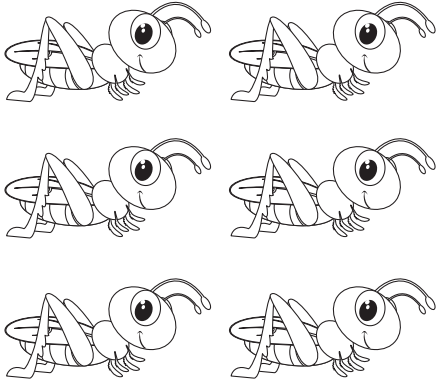
4



NOME:

CONTE E MARQUE

CONTE OS ELEMENTOS DE CADA CONJUNTO E ASSINALE O NUMERAL CORRESPONDENTE:

	<input type="radio"/> 1
	<input type="radio"/> 2
	<input type="radio"/> 3
	<input type="radio"/> 3
	<input type="radio"/> 2
	<input type="radio"/> 4

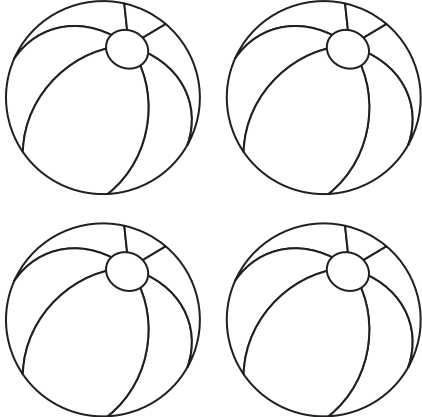

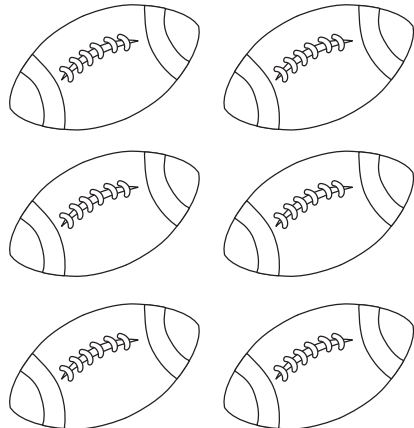





	<input type="radio"/> 4
	<input type="radio"/> 5
	<input type="radio"/> 3
	<input type="radio"/> 3
	<input type="radio"/> 5
	<input type="radio"/> 6



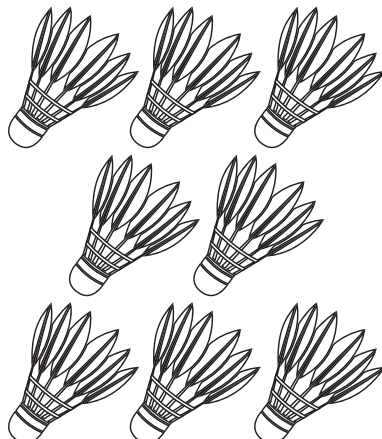





	<input type="radio"/> 2
	<input type="radio"/> 1
	<input type="radio"/> 4
	<input type="radio"/> 2
	<input type="radio"/> 5
	<input type="radio"/> 4

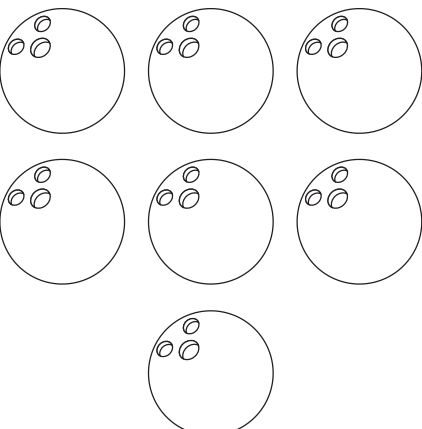

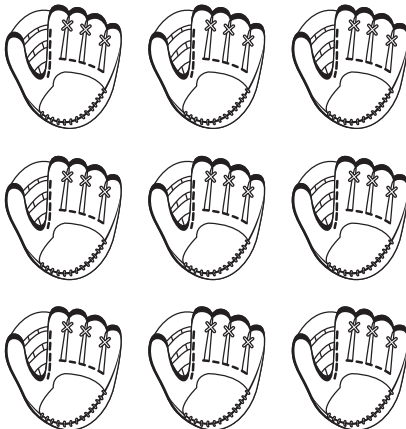





NOME:

CONTE E MARQUE

CONTE OS ELEMENTOS DE CADA CONJUNTO E ASSINALE O NUMERAL CORRESPONDENTE:


			
			
			


			
			
			


NOME:


CONTE E MARQUE


CONTE OS ELEMENTOS DE CADA CONJUNTO E ASSINALE O NUMERAL CORRESPONDENTE:


	5
	4
	6

	8
	6
	4

	7
	9
	6

	6
	7
	8




	7
	6
	8

	9
	8
	10

NOME:

IGUAL E DIFERENTE











OBSERVE AS IMAGENS E CIRCULE O ELEMENTO DIFERENTE DE CADA FILEIRA:



NOME:

IGUAL E DIFERENTE


OBSERVE AS IMAGENS E PINTE O ELEMENTO DIFERENTE DE CADA FILEIRA:



NOME:

MONSTROS DAS CORES

CONTE OS ELEMENTOS E ESCREVA O NUMERAL CORRESPONDENTE:




NOME:

CONTANDO

CONTE OS ELEMENTOS E ESCREVA O NUMERAL CORRESPONDENTE:



.....




.....




.....




.....




.....



.....



.....














.....

NOME: _____

CONTANDO

CONTE OS ELEMENTOS E ESCREVA O NUMERAL CORRESPONDENTE:



 _____	 _____	 _____	 _____	 _____
 _____	 _____	 _____	 _____	 _____

NOME:

CONTANDO

CONTE OS ELEMENTOS E ESCREVA O NUMERAL CORRESPONDENTE:



— —



— —



— —



— —



— —









— —

NOME:

CONTANDO MAÇÃS



CONTE OS ELEMENTOS E ESCREVA O NUMERAL CORRESPONDENTE:



NOME:

CONTANDO FIGURAS

CONTE OS ELEMENTOS E ESCREVA O NUMERAL CORRESPONDENTE:



NOME:


CONTANDO FIGURAS

CONTE OS ELEMENTOS E ASSINALE O NUMERAL CORRESPONDENTE:




Five red Christmas sweaters with a green Christmas tree and white stars. Three are in the top row, two in the middle row, and one in the bottom row.

7 3 5




Four green wrapped gifts with red bows and yellow stars. Two are in the top row and two are in the bottom row.

4 2 3




Six red stockings with white socks and green holly leaves. Three are in the top row and three are in the bottom row.

4 6 5



A single green Christmas tree with yellow and red ornaments, white snowflakes, and a yellow star on top.

7 1 2



Three red sleighs with yellow runners and gifts inside. They are arranged vertically.

3 4 9




Nine yellow stars arranged in a 3x3 grid.

7 9 4


NOME:

CONTE E PINTE


PINTE A QUANTIDADE DE ELEMENTOS INDICADA!




7



5




9



6




4




2




10



2



8



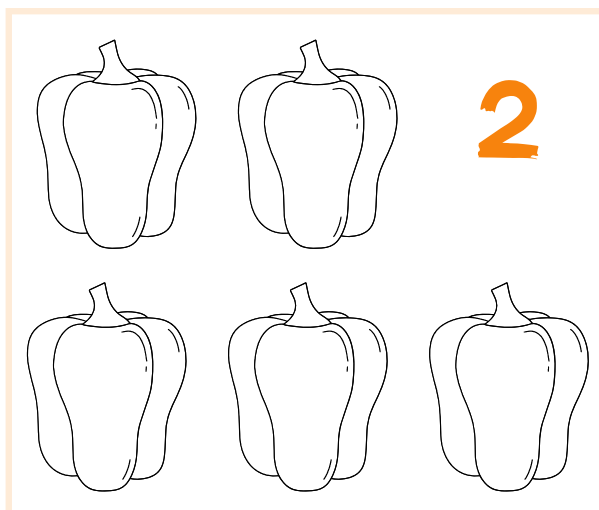





3



NOME:


CONTE E PINTE

PINTE A QUANTIDADE DE ELEMENTOS INDICADA!


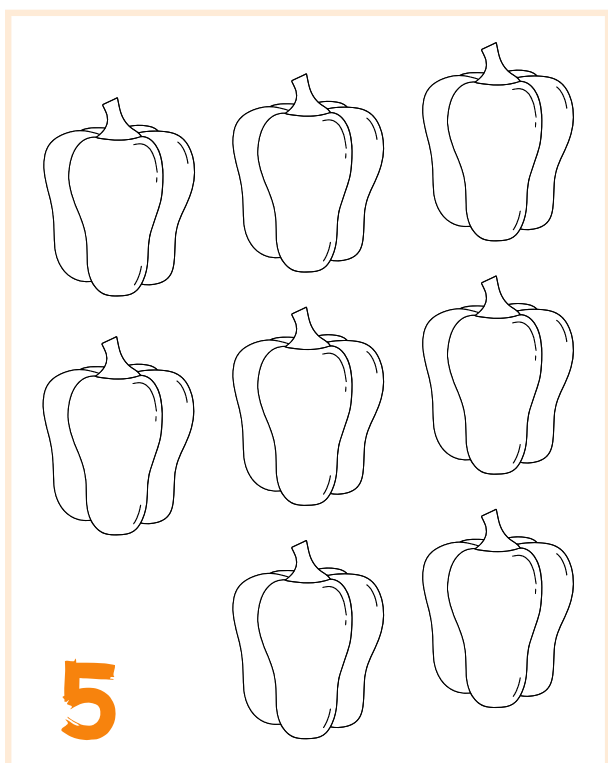


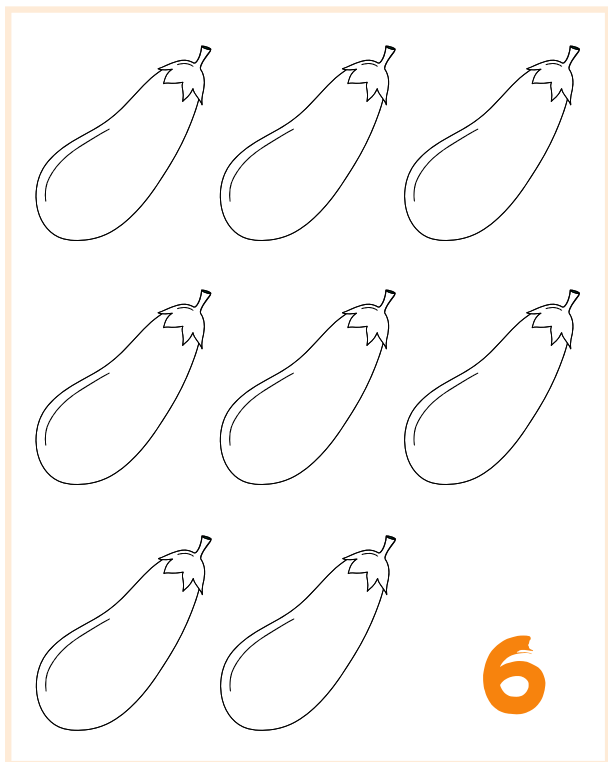


NOME:

CONTE E PINTE





















PINTE A QUANTIDADE DE ELEMENTOS INDICADA!



NOME:

SEQUÊNCIA NUMÉRICA

RECORTE AS FIGURAS E COLE NA ORDEM CORRESPONDENTE:







					
					
					
					
					

NOME:

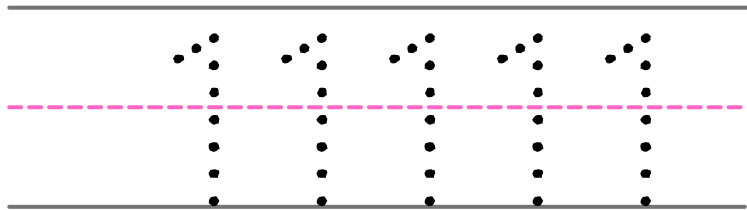
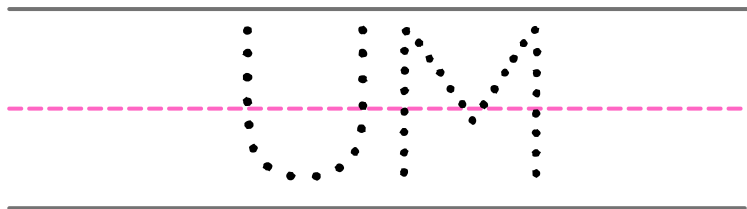

CONTANDO ANIMAIS

CONTE AS FIGURAS E ESCREVA O NUMERAL
CORRESPONDENTE:




NOME:

CONHECENDO OS NUMERAIS



COLORIR 1 DESENHO:

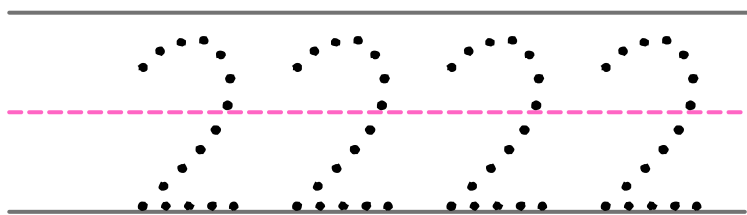
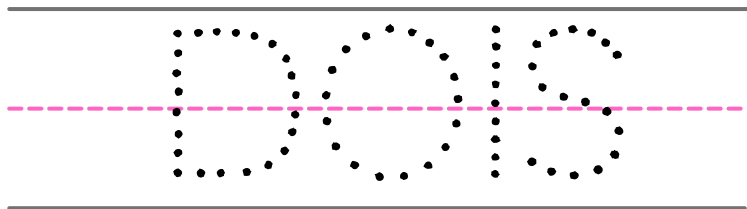


CIRCULE O NÚMERO EM DESTAQUE:


9	8	6
4	7	3
8	6	9
4	2	5
9	5	1

NOME:

CONHECENDO OS NUMERAIS



COLORIR 2 DESENHOS:



CIRCULE O NÚMERO EM DESTAQUE:

9	8	6
4	7	3
8	6	9
4	2	5
9	5	1

NOME:

CONHECENDO OS NUMERAIS




TRES

3 3 3 3



COLORIR 3 DESENHOS:



CIRCULE O NÚMERO EM DESTAQUE:


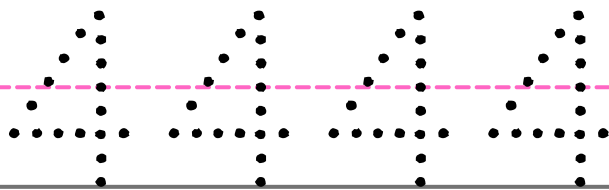
9	8	6
4	7	3
8	6	9
4	2	5
9	5	1

NOME:


CONHECENDO OS NUMERAIS



QUATRO



COLORIR 4 DESENHOS:



CIRCULE O NÚMERO EM DESTAQUE:

9	8	6
4	7	3
8	6	9
4	2	5
9	5	1

NOME:

CONHECENDO OS NUMERAIS




CINCO

5 5 5 5



COLORIR 5 DESENHOS:


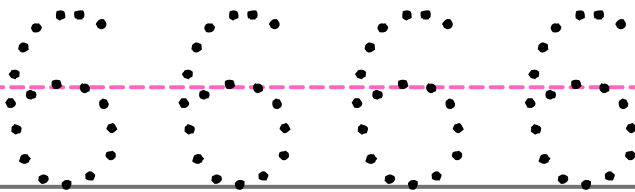
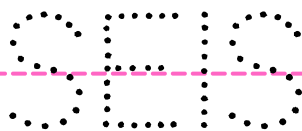


CIRCULE O NÚMERO EM DESTAQUE:


9	8	6
4	7	3
8	6	9
4	2	5
9	5	1

NOME:

CONHECENDO OS NUMERAIS



COLORIR 6 DESENHOS:



CIRCULE O NÚMERO EM DESTAQUE:

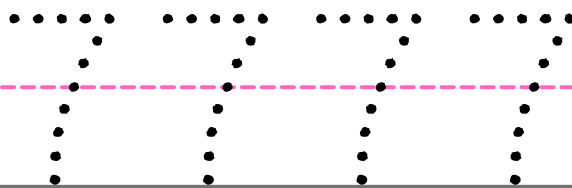
9	8	6
4	7	3
8	6	9
4	2	5
9	5	1

NOME:


CONHECENDO OS NUMERAIS



SETE



COLORIR 7 DESENHOS:




CIRCULE O NÚMERO EM DESTAQUE:


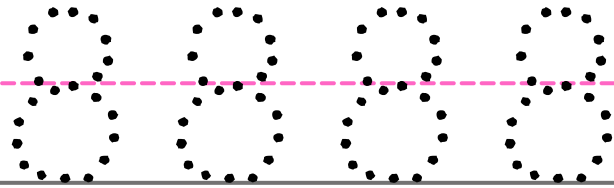
9	8	6
4	7	3
8	6	9
4	2	5
9	5	1

NOME:


CONHECENDO OS NUMERAIS



oito



COLORIR 8 DESENHOS:



CIRCULE O NÚMERO EM DESTAQUE:


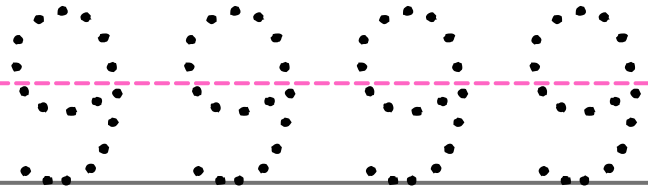
9	8	6
4	7	3
8	6	9
4	2	5
9	5	1

NOME:


CONHECENDO OS NUMERAIS



NOVE



COLORIR 9 DESENHOS:



CIRCULE O NÚMERO EM DESTAQUE:

9	8	6
4	7	3
8	6	9
4	2	5
9	5	1